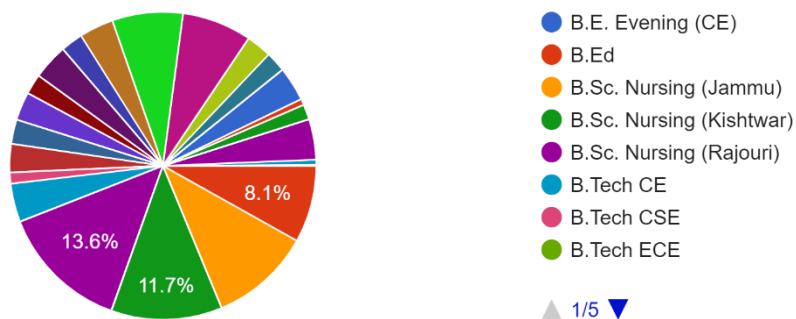


Report on results and details of Students Satisfaction Survey (SSS) Academic Year 2022-23

Today’s world has cutthroat competition in every sphere of life and the higher education sector is no exception to it. In our pursuit to maintain the top position in the field of providing quality education, so as to provide competent resources to society, inputs by our students plays a pivotal role. Therefore, Baba Ghulam Shah Badshah University (BGSBU) has a policy of collecting feedback from students on various aspects of teaching and learning. The Students Satisfaction Survey (SSS) is one of these surveys. This survey includes majorly the questionnaire recommended by NAAC. Apart from Teaching-Learning and Evaluation aspects, the survey has included the institution infrastructural and welfare aspects too. The responses given by the students for Student Satisfaction Survey for the Academic Year 2022-23 are as follows:

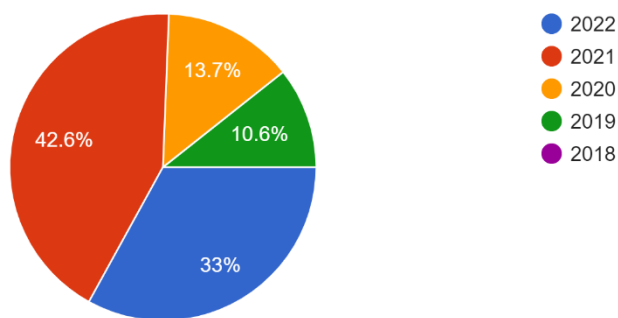
Name of the Programme enrolled in

939 responses

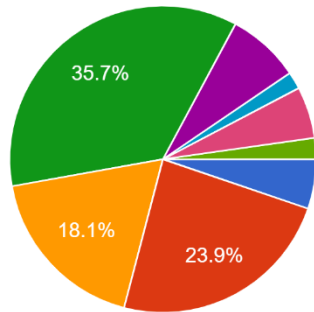


Batch

939 responses

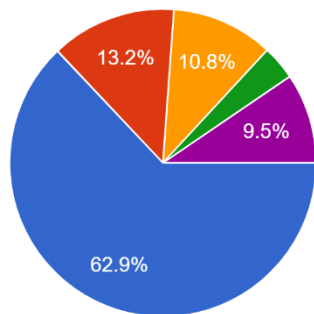


Semester
939 responses



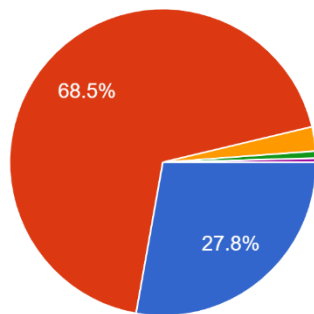
- First
- Second
- Third
- Fourth
- Fifth
- Sixth
- Seventh
- Eighth

How much of the syllabus was covered in the class?
939 responses



- 85-100%
- 70-84%
- 55- 69%
- 30-54%
- less than 30%

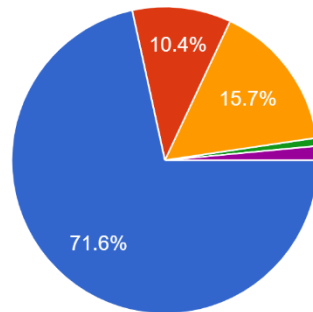
How well did the teachers prepare for the class
939 responses



- Thoroughly
- Satisfactory
- Poor
- Indifferent
- Don't teach at all

How well were the teachers able to communicate?

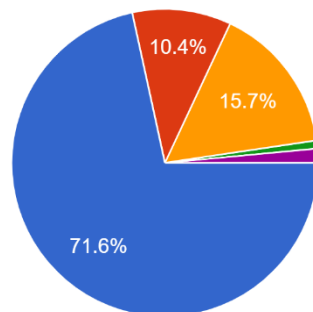
939 responses



- Always effective
- Sometimes effective
- Just Satisfactorily
- Generally ineffective
- Very poor

How well were the teachers able to communicate?

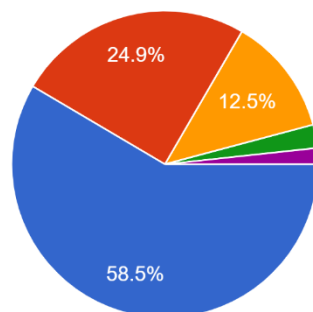
939 responses



- Always effective
- Sometimes effective
- Just Satisfactorily
- Generally ineffective
- Very poor

The teachers approach to teaching can be described as:

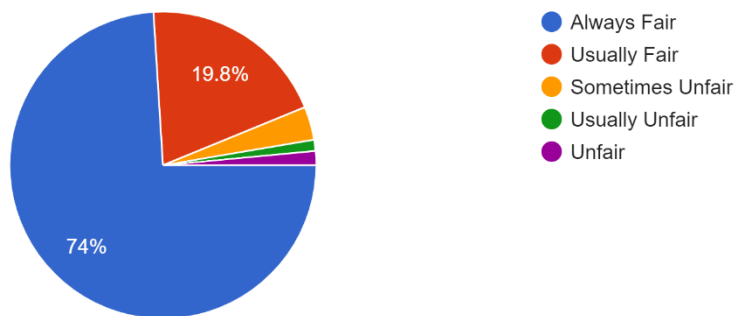
939 responses



- Excellent
- Very good
- Good
- Fair
- Poor

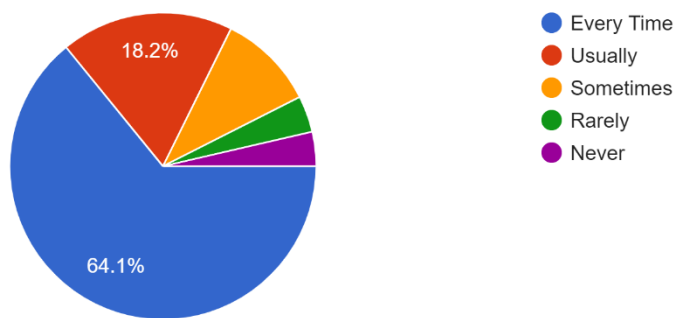
Fairness of the internal evaluation process by the teachers.

939 responses



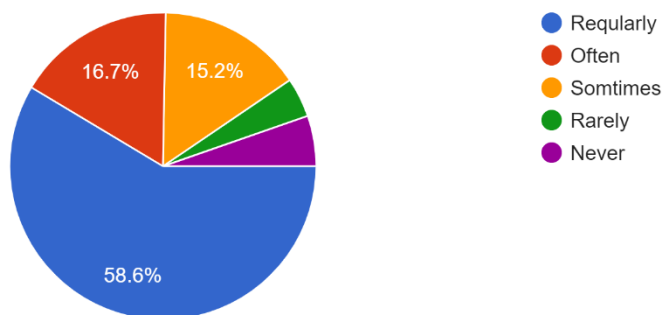
Was your performance in assignments discussed with you?

939 responses



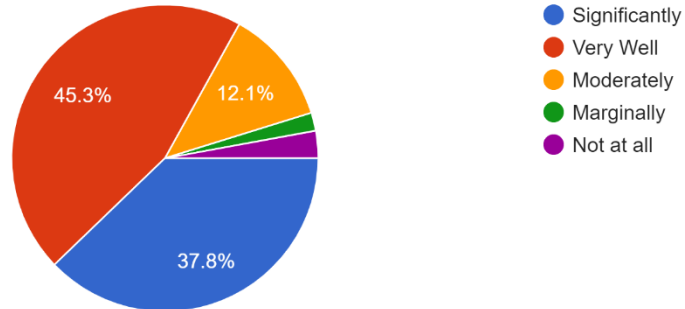
The institute takes active interest in promoting internship, student exchange, field visit opportunities for students.

939 responses



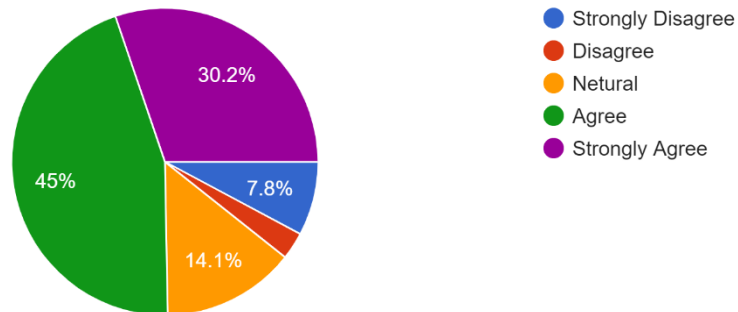
The teaching and mentoring process in your institution facilitates you in cognitive, social and emotional growth

939 responses



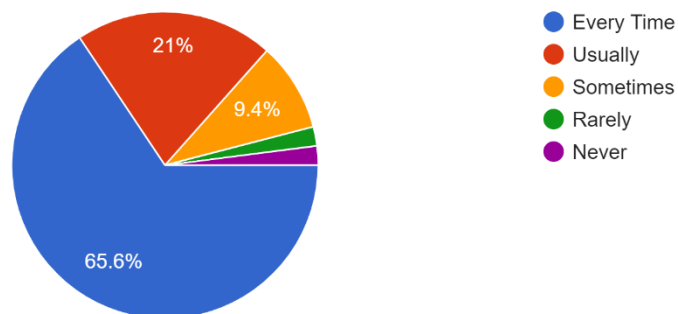
The institution provides multiple opportunities to learn and grow.

939 responses



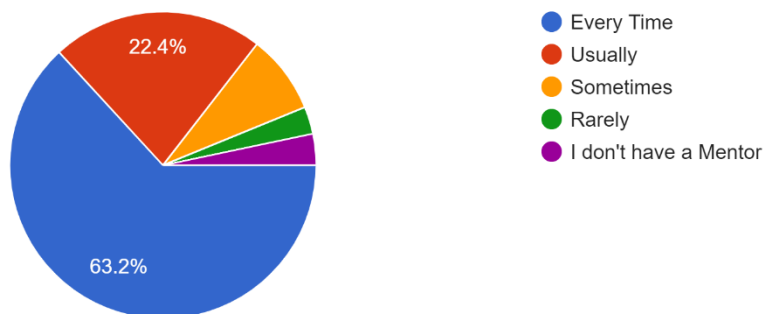
Teachers inform you about your expected competencies, course outcomes and programme outcomes

939 responses



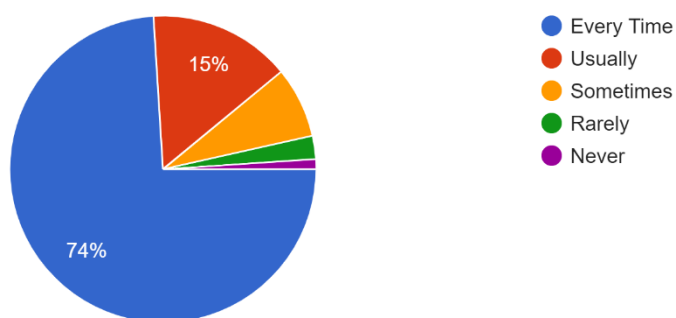
Your mentor does a necessary follow up with an assigned task to you

939 responses



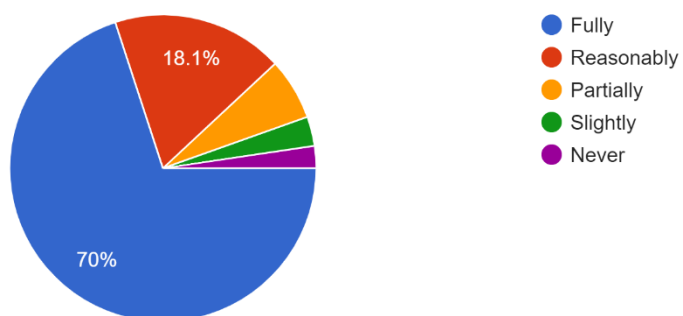
The teachers illustrate the concepts through examples and applications

939 responses



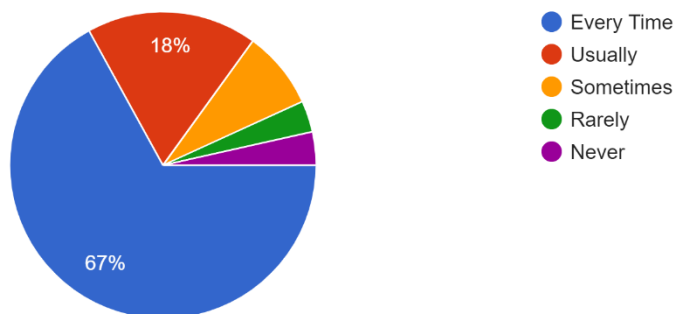
The teachers identify your strengths and encourage you with providing right level of challenges.

939 responses



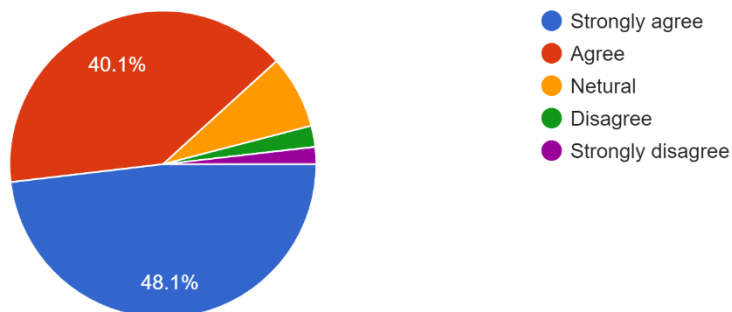
Teachers are able to identify your weaknesses and help you to overcome them.

939 responses



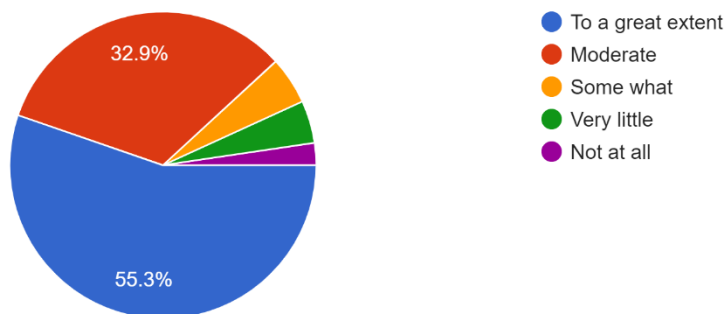
The institution makes effort to engage students in the monitoring, review and continuous quality improvement of the teaching learning process.

939 responses



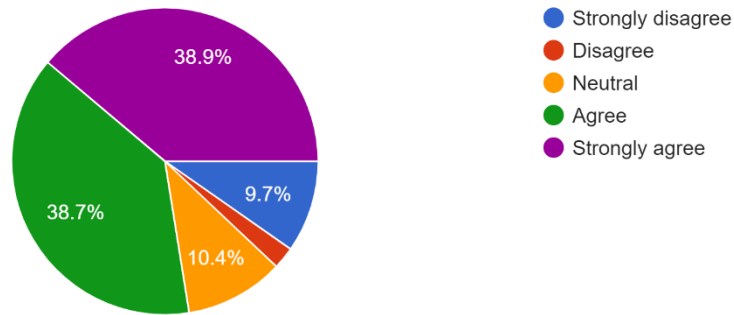
The institute/ teachers use student centric methods, such as experiential learning, participative learning and problem solving methodologies for enhancing learning experiences.

939 responses



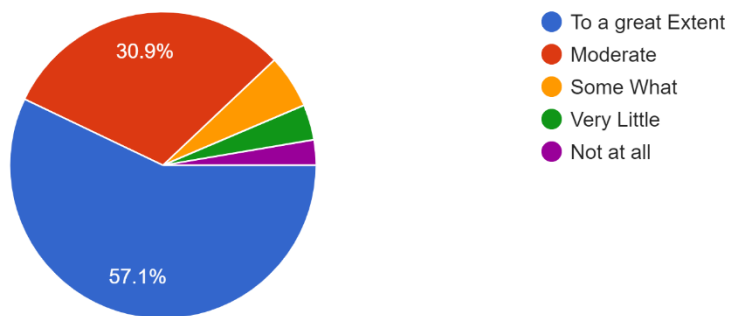
Teachers encourage you to participate in extracurricular activities

939 responses



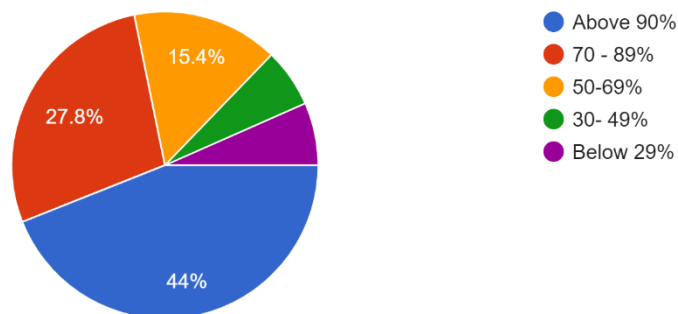
Efforts are made by the institute/teachers to inculcate soft skills, life skills and employability skills to make you ready for the world of work.

939 responses



What percentage of teachers use ICT tools such as LCD projector, Multimedia, etc. while teaching.

939 responses



The overall quality of teaching learning process in your institute is very good
939 responses

